

UD505DS

Family	Professional dishwasher
Subfamily	Undercounter Dishwasher
Basket dimensions	500x500 mm
Power connection	400 V 3N~ / 12 A / 5,7 kW / 50 Hz
Width	578 mm
Depth	598 mm
Height	820 mm
Depth with open door	1000 mm
Usable load height	365 mm



Target

Solutions	Hotels; Restaurants/Pubs; QSR
-----------	----------------------------------

Aesthetics

Serie	Ecoline	Control panel	electronic
-------	---------	---------------	------------

Functions



Functionality	GN 1/1 trays washing; Triple filter; HTR; Door clearance 365mm
---------------	--

Programs

Programs

Boiler 85°C/Tank 60°C - 1'30"	Boiler 85°C/Tank 60°C - 2'30"	Boiler 85°C/Tank 60°C - 4'
Drain and self cleaning cycle	Yes	
Maximum basket/hour	40	

Interface

Panel	Ecoline	Salt alert	Yes
On/Off button	Yes	Manual diagnostic	Yes

Construction

Tank	AISI 304 stainless steel with printed base	Rack guides	Embossed
Tank construction	Single wall	Tank capacity	13 l
Tank material	Stainless steel AISI 304	Boiler capacity	6 l
Back panel	Galvanized	Noise	Lpa 55,5 dBA
Door	Double wall	Protection class	IPX4
Tank filter	Plastic	Net weight	57.000 kg
Washing spray arm	2 in stainless steel	Adjustable feet (min-max h)	0-15 mm
Rinse spray arm	Plastic	Drain max. height	1000 mm
Door gasket	Only up		

Consumption and connections

Tank heating element	2000 W	Water cycle consumption	2,7 l
Boiler heating element	4960 W	Warm water connection	Cold 15°C
Washing pump	680 W	Max temperature inlet water	60°C
Default connection	5650 W	Max water hardness	54°FH - 30°dH
Optional electrical connection	230 V 3~ / 16 A / 5,7 kW / 50 Hz; 230 V~ / 12 A / 2,7 kW / 50 Hz; 230 V~ / 14 A / 3,2 kW / 50 Hz; 230 V~ / 18 A / 4,0 kW / 50 Hz	Inlet pressure	100-600 kPa

Electrical Connection

Plug	Not present
-------------	-------------

Manuals and Certifications

Certificate	CE
--------------------	----

Equipments

Peristaltic detergent doser	Manual	Cycle counter	Yes
Detergent (red) hose lenght	2,2m	Deafult chemicals dosing unit of measure	gr/lt
Automatic incorporated softener	Yes	Drain pump with 3 stage filter system	Yes
Peristaltic rinse-aid doser	Manual	Rinse pump H.T.R. system	Yes
Detergent load	1,5 l/h	Break tank	Yes

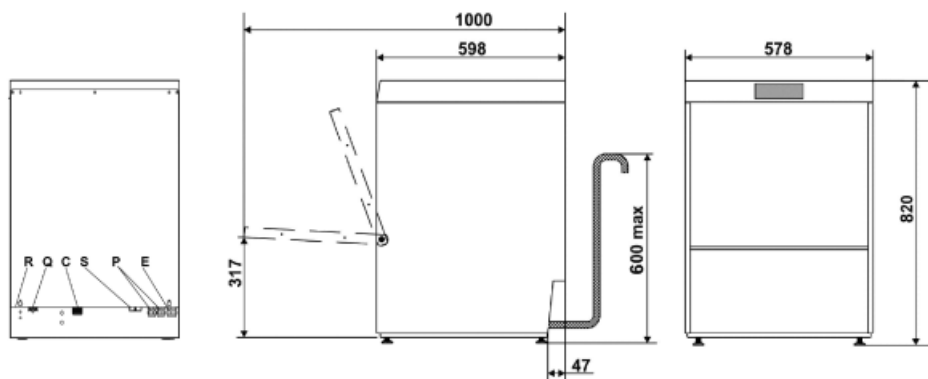
Rinse aid (blue) hose lenght	2,2m
Rinse load	0,4 l/h
Soft Start	Yes
Boiler thermostop	Yes default ON

Partial renewal of water in the tank and built-in drain pump	Yes
Water supply pipe diameter	DN15 - ½"
Drain supply pipe diameter	DN20-G ¾"
Trays washing option GN1/1 530x325mm	Yes

Accessories Included

Dish basket	1x PB50D01
Cutlery basket	1x PHOOS02
Flat basket	1x PB50G02

Water supply hose	Yes - 1,5m
Drain hose	Yes - 2m



Q	MORSETTO EQUIPOTENZIALE EARTH TERMINAL
E	CAVO ALIMENTAZIONE ELETTRICA ELECTRICITY SUPPLY CABLE
C	TUBO DI CARICO FILLER HOSE
P	TUBI POMPE PERISTALTICHE PERISTALTIC HOSES
T	ENTRATA CAVO DI ALIMENTAZIONE DOSATORE ESTERNO EXTERNAL DISPENSER POWER CABLE ENTRY POINT
S	TUBO DI SCARICO DRAIN HOSE
R	PANNELLO RETRO LOWER BACK PANEL

Not included accessories

WB50PG5

Wire basket for no. 25 plastic glasses with flat bottom, 500x500x260 mm




WH00S01

Wire insert for 12 small dishes



PHOOS01

Polypropylene single basket for cutlery



PB50G02

Universal flat bottom polypropylene basket, 500x500x170 mm

WB50T02

Wire basket for 7 trays GN1/1 h 20 mm, 500x500 mm




WB50G01

Universal wire basket with flat bottom, 500x500x123 mm



PB50D01

Polypylene basket for 18 plates, 500x500x105 mm



WB50G02

Wire basket for 90 mm diameter max glasses with sloped bottom, 500x500x170 mm



WB50G04

Wire basket for glasses 135 mm diameter max, with sloped bottom, 500x500x170 mm



PHOOS02

6 compartments polypropylene basket for cutlery



WB50D01

Wire basket for 18 dishes 250 mm max. diameter or self service trays, 500x500 mm



WB50G03

Wire basket for 72 mm diameter glasses with inclined bottom, 500x500x235 mm



WS5

Underframe for glasswashers 500mm

Symbols glossary (TT)



SUITABLE FOR GASTRONORM TRAY



HTR RINSING SYSTEM



PARTIAL DRAIN SYSTEM+



MAX.USABLE HEIGHT 365mm